

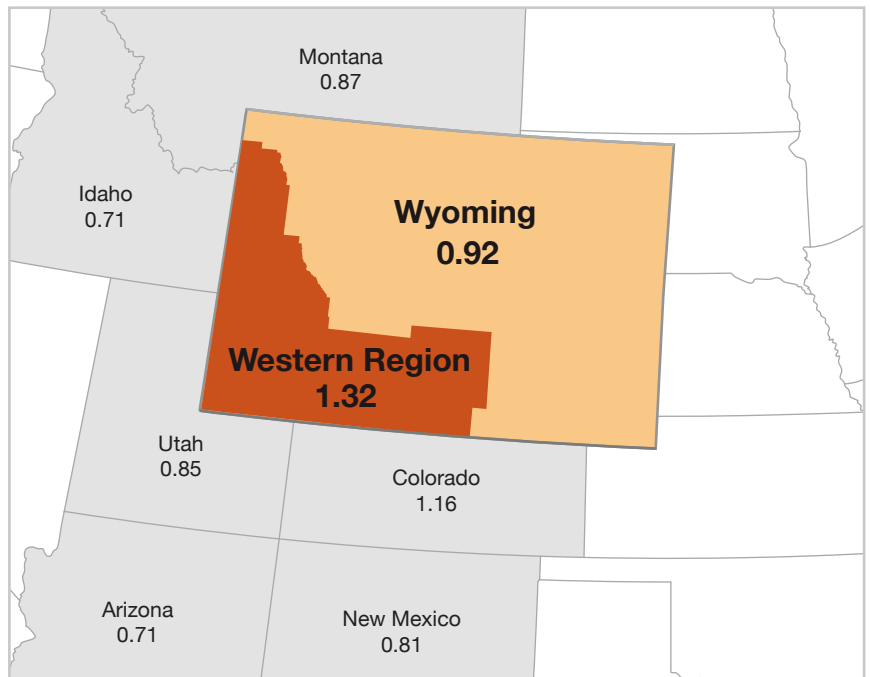
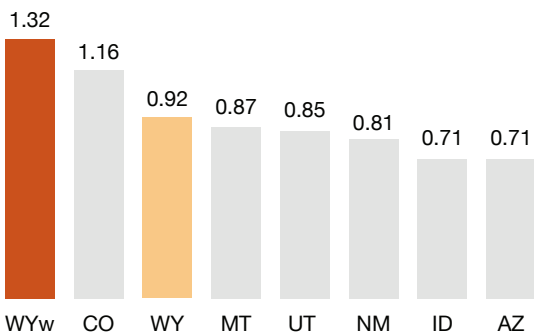
WYOMING 2011

CREATIVE ECONOMY



CREATIVE VITALITY INDEX

CVI In 2011, Wyoming's CVI value increased to 0.92, indicating a stronger creative economy than many of the mountain west states. Wyoming's western region demonstrated an even stronger economy with a CVI value 1.3 greater than the nation.



NON-PROFIT REVENUES (\$MILLION)

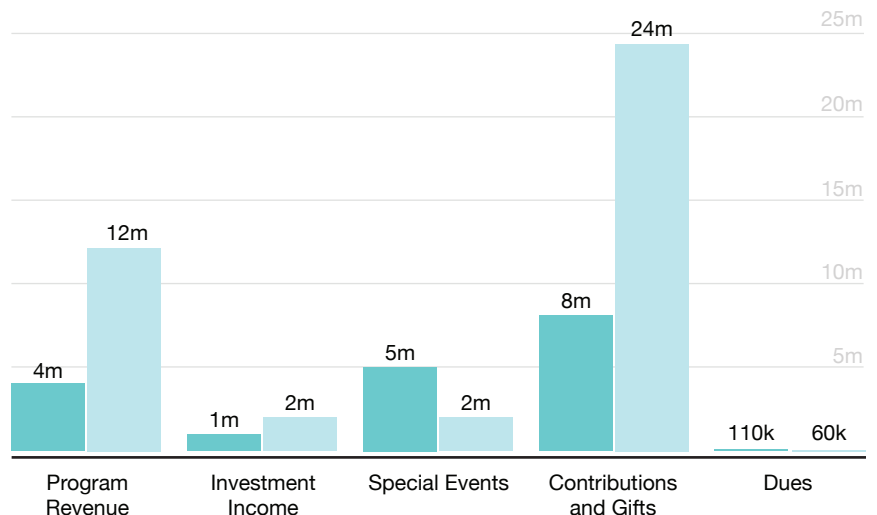
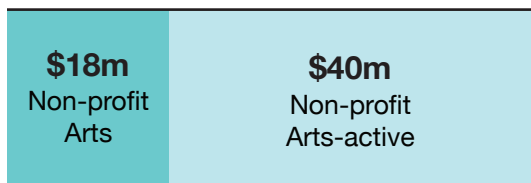


Non-profit arts and arts-active organizations generated a total of \$58 million in revenues for the state during 2011.

31% of that revenue came from arts organizations whose primary mission is presenting or serving media in the arts.

\$58 Million

Total Non-profit Revenue

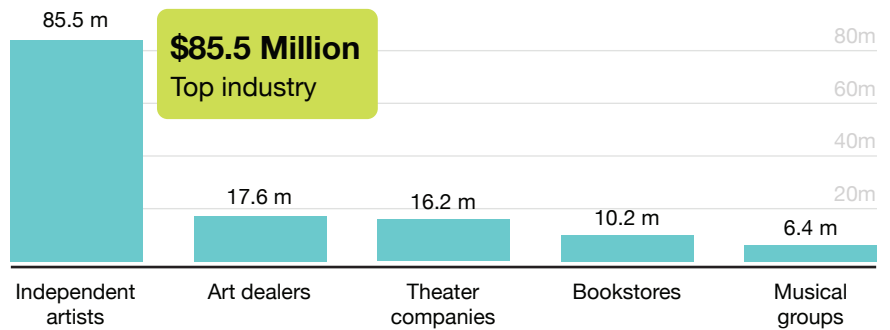


TOP INDUSTRY REVENUE (\$MILLION)



Wyoming's creative economy is supported by its core industry: independent artists, writers and performers. This industry

brought \$85.5 million in revenues to the state, more than 59% of all Wyoming's creative industries. Theater companies and dinner theaters increased 209% in revenues, making it the state's 3rd largest creative industry in 2011.



\$143 Million

Total creative industry revenue

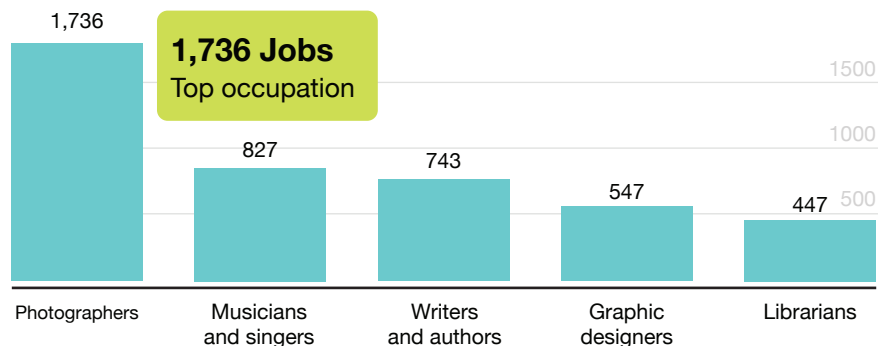
INDUSTRIES	CHANGE %	REVENUES \$MILLION
Independent artists, writers, and performers	-5.04	85.5 m
Art dealers	3.27	17.6 m
Theater companies and dinner theaters	209.68	16.2 m
Bookstores	-2.59	10.2 m
Musical groups and artists	-45.04	6.4 m

TOP OCCUPATIONS (# OF JOBS)



In 2011, there were 707 new creative jobs in Wyoming, a 9.37% increase from 2010.

Within Wyoming's 8,249 creative jobs, photographers were the largest group. Musicians and singers showed the greatest change in 2011, with an increase of 106%, adding an additional 426 jobs to Wyoming's economy.



8,249 Creative jobs

Total creative occupations

OCCUPATIONS	CHANGE %	JOBS
Photographers	15.12	1,736
Musicians and singers	106.23	827
Writers and authors	7.53	743
Graphic designers	58.55	547
Librarians	1.82	447

707 New jobs in 2011

An increase from 2010